


# Digital Literacy & Citizenship

A free scheme of learning available at [www.swgfl.org.uk/digitalliteracy](http://www.swgfl.org.uk/digitalliteracy)




Age Category	Common Sense Media Lesson	Resources	Curriculum Opportunities
<p>Foundation Stage/Year 1</p> 	<p>Lesson 1</p> <p><b><u>Going Places Safely</u></b></p> <p>Pupils learn that they can go to exciting places online, but they need to follow certain rules to remain safe</p>	<p>Cybersmart Online game with teacher / parent resources - also available as Android / Apple app. And:  <a href="#">Zippep's Astro Circus</a>  <a href="#">Sharing Personal Information</a></p> <p>Childnet resources - online book, songs, lesson plans and activities:  <a href="#">Smartie the Penguin</a>  <a href="#">Digiduck e-book</a></p> <p>Netsmartz. American resources with a wide range of <a href="#">activities</a>  <a href="#">Router's Birthday Surprise</a>  <a href="#">Clicky's Online Safety Rap</a>  <a href="#">Way 2 Go</a>                      Netsmartz video around being safe on the way to school  <a href="#">NetsmartzE-book about Webster</a></p>	<p>PSHE - SEAL – Theme 6 Relationships. Sharing your opinions of things that matter and explain your views.</p> <p>EYFS –Understanding the World, investigates places, objects, materials and living things by using all the senses as appropriate Identifies some features and talks about the features, likes and dislikes                      Idea: Identify safe places to play, what it feels like to be safe, use of the emotional barometer.</p> <p>EYFS –Understanding the World, uses information and communication technology to support learning                      Idea: Create a class safety promo film for staying safe around the school. If green screen technology is available pupils could create a safety promo film for other places such as the local park, the city centre, the library etc..</p> <p>EYFS –Understanding the World, uses programmable toys to support learning                      Idea: Take class on a short technology safari around the local area identifying street technology: network boxes, traffic lights, street lighting controls, alarms etc</p>

# Digital Literacy & Citizenship

A free scheme of learning available at [www.swgfl.org.uk/digitalliteracy](http://www.swgfl.org.uk/digitalliteracy)




Age Category	Common Sense Media Lesson	Resources	Curriculum Opportunities
<p>Foundation Stage/Year 1</p> 	<p>Lesson 2</p> <p><b><u>ABC Searching</u></b></p> <p>Pupils search for pictures online by clicking on letters of the alphabet. They learn that directory sites with alphabetical listings offer one way to find things on the Internet</p>	<p><a href="#">Swiggle</a> Education search engine and resource site for children from UK South West Grid for Learning</p> <p><a href="#">Ask Jeeves for Kids</a> Selected and filtered search engine suitable to younger children</p> <p><a href="#">Advice for teachers and parents</a> Getnetwise. American resources How to enable safe searching in online search tools</p>	<p>PSHE – SEAL – New Beginnings. Listen to other people play and work cooperatively. Identify and respect the difference and similarities between people.</p> <p>EYFS Mathematics Sorts or matches objects and talks about sorting.</p> <p>Communication and Language, Literacy. Uses talk to organise sequence and clarify thinking.</p> <p>Idea: Ordering objects in the classroom by alphabet create a role play area 'Alphabetical toy shop' Line up/group in alphabetical order, hair colour, height order, age order etc Create alphabet ebooks. Sort objects by colour, size etc...</p>

# Digital Literacy & Citizenship

A free scheme of learning available at [www.swgfl.org.uk/digitalliteracy](http://www.swgfl.org.uk/digitalliteracy)



Age Category	Common Sense Media Lesson	Resources	Curriculum Opportunities
Foundation Stage/Year 1  	Lesson 3  <u><a href="#">Keep it Private</a></u>  Pupils learn that many websites ask for information that is private and discuss how to responsibly handle such requests	<u><a href="#">Sharing Personal Information</a></u> Cybersmart Australian resources and lesson plans  <u><a href="#">Hector's World</a></u> Online resource from New Zealand  <u><a href="#">The SMART crew</a></u> Childnet International resource  <u><a href="#">Smartie the Penguin</a></u> Kidsmart  <u><a href="#">Roar Educate poster – Strong Passwords</a></u> <u><a href="#">Roar Educate Poster – Online Identity</a></u> Roareducate resources  <u><a href="#">Guy Fawkes shares personal information over the internet and gets into trouble</a></u> BBC resources Horrible Histories:	PSHE – SEAL – Changes Preparing to play an active role as citizens, to recognise choices they can make, and recognise the difference between right and wrong. ICT – Exchanging & sharing information, to present their completed work effectively [for example, for public display].  Idea: Pupils create their own 'Shop Window' - What information would you like to be available about you in a safe shop window? What information wouldn't they include and why? Try developing a digital shop window for the class - you could use a safe online space such as <u><a href="#">Picture Teller</a></u> , or learning platform or secure online area for the shop window display. Use digital images, sounds and video.

# Digital Literacy & Citizenship

A free scheme of learning available at [www.swgfl.org.uk/digitalliteracy](http://www.swgfl.org.uk/digitalliteracy)




Internet Safety	Privacy & Security	Relationships & Communication	Cyberbullying
Digital Footprint & Reputation	Self Image & Identity	Information Literacy	Creative Credit & Copyright

Age Category	Common Sense Media Lesson	Resources	Curriculum Opportunities
Foundation Stage/Year 1  Information Literacy  Creative Credit & Copyright	Lesson 4  <u><b>My Creative Work</b></u>  Pupils are introduced to the concept of having ownership over creative work. They practice putting their name and date on something they produce	<a href="#">Budd:e - Mine. Yours.</a> <a href="#">Budd:e - interactive game</a> Australian teaching resources from Cybersmart	

# Digital Literacy & Citizenship

A free scheme of learning available at [www.swgfl.org.uk/digitalliteracy](http://www.swgfl.org.uk/digitalliteracy)



Age Category	Common Sense Media Lesson	Resources	Curriculum Opportunities
<p>Foundation Stage/Year 1</p> 	<p>Lesson 5</p> <p><b><u><a href="#">Sending Email</a></u></b></p> <p>Pupils explore how they can use email to communicate with real people within their schools, families, and communities</p>	<p><u><a href="#">What is real?</a></u> Cybersmart Unit of Work around differentiation between real and fictional characters online</p> <p><u><a href="#">Lee and Kim</a></u> A CEOP resource - two children learn that avatars are controlled by real people. Activities, videos, lessons plans, puppet masks.</p> <p><u><a href="#">Play &amp; Learn – Being Online</a></u> Insafe. European resources</p>	<p>PSHE- SEAL – Good to be me. To listen to other people, play and work cooperatively. Family and friends should care for one another EYFS – Communication and Language, Literacy Use language to imagine and recreate roles.</p> <p>Idea: Postcard penpals - pupils create a multimedia postcard featuring themselves and the things that are important to them, compare with real life photographs of themselves and the things around them. Discuss the differences and similarities. You could use a simple publishing tool or even a video clip or talking photo using <u><a href="#">picture teller</a></u></p>